

C-SEMA

REPORTS AND FINANCIAL STATEMENTS

AS AT 31ST DECEMBER 2023

REPORTS AND FINANCIAL STATEMENTS
FOR THE YEAR ENDED 31 DECEMBER 2023

TABLE OF CONTENTS	PAGE
1. Independent auditors' report	5
2. Statement of directors' responsibilities	3
3. Statement of Revenue & Expenditure	7
4. Statement of financial position	8
5. Statement of cash flows	9
6. Notes to the financial statements	10 - 17

PRINCIPAL ACTIVITIES

The principal activity of C-sema is to deal with child protection in the area of child helpline. It serves as an active and effective organization advocating on children rights to education, basic needs and other related children matters by availing a reporting mechanism through which children, their guardians and interested people can report cases of children abuses, violence and other undesirable acts against children. C-Sema was incepted in the Year 2011 and began its operations in the same year.


STATEMENT OF DIRECTORS' RESPONSIBILITIES

It is the Directors/Management's responsibility to prepare financial statements for each financial year which give a true and fair view of the state of affairs of the business as at the end of the financial year and of the operating results of the business for that year. It is also required for the directors/management to ensure that the organisation keeps proper accounting records which disclose with reasonable accuracy at any time the financial position of the business. They are also responsible for safeguarding the assets of the organization or business.

The directors are responsible for the preparation and fair presentation of these financial statements in accordance with International Financial Reporting Standards and the International Public Sectors Accounting Standards and for such internal controls as directors determine are necessary to enable the preparation of financial statements that are free from material misstatement, whether due to fraud or error.

The directors accept responsibility for the annual financial statements, which have been prepared using appropriate accounting policies supported by reasonable and prudent judgements and estimates, in conformity with International Financial Reporting Standards and in the manner required by the International Public Sectors Accounting Standards. The directors are of the opinion that the financial statements give a true and fair view of the state of the financial affairs of the business and of its operating results. The directors further accept responsibility for the maintenance of accounting records which may be relied upon in the preparation of financial statements, as well as adequate systems of internal financial control.

Nothing has come to the attention of the directors to indicate that the organization or business will not remain a going concern for at least the next twelve months from the date of this statement.

Director: 
Date: 28.06.2024

CEO: 
Date: 28-06-2024


DECLARATION OF THE HEAD OF FINANCE/ACCOUNTING C-SEMA

The National Board of Accountants and Auditors (NBAA) according to the power conferred under the Auditors and Accountants (Registration) Act. No. 33 of 1972, as amended by Act No. 2 of 1995, requires financial statements to be accompanied by a declaration issued by the Head of Finance/Accounting responsible for the preparation of financial statements of the entity concerned.

A Professional Accountant must assist the Board of Directors/Governing Body/Management in discharging the responsibility of preparing financial statements of an entity showing a true and fair view of the entity's position and performance per applicable International Accounting Standards and statutory financial reporting requirements. Full legal responsibility for the preparation of financial statements rests with the Board of Directors/Governing Body as under the Directors Responsibility statement on an earlier page.

I Richard Manamba being the Head of Finance/Accounting of C-SEMA hereby acknowledge my responsibility of ensuring that financial statements for the year ended 31st December 2023 have been prepared in compliance with applicable accounting standards and statutory requirements. I thus confirm that the financial statements give a true and fair view of C-SEMA as of that date and that they have been prepared based on properly maintained financial records.

Signed by:



Position: HEAD OF FINANCE

NBAA Membership No.: ACPA 2617

Date: 28.06.2024



DANIS ASSOCIATES

Certified Public Accountants in Public Practice & Tax Consultants

P.O. Box 2786, Mwanza – Tanzania.

Phone: +255 767 889 960, 0628 304 441, 0755 738 183

Email: danisassociates@gmail.com, infodanisassociates@gmail.com

REPORT OF THE INDEPENDENT AUDITORS ON THE FINANCIAL STATEMENTS

Opinion

We have audited the financial statements of **C-SEMA**, which comprise the statement of financial position as at 31 December 2023, and the statement of comprehensive income, the statement of changes in equity and statement of cash flows for the period from 1 January 2023 to 31 December 2023, and notes to the financial statements, including a summary of significant accounting policies.

In our opinion, the accompanying financial statements present fairly, in all material respects, the financial position of the company as at 31 December 2023, and its financial performance and its cash flows for the period from 1 January 2023 to 31 December 2023 in accordance with International Financial Reporting Standards for small Medium-Sized Entities (IFRSs for SME's) and the Tanzanian Companies Act 2002.

Basis for Opinion

We conducted our audit in accordance with International Standards on Auditing (ISAs). Our responsibilities under those standards are further described in the Auditor's Responsibilities for the Audit of the Financial Statements section of our report. We are independent of the company in accordance with the ethical requirements that are relevant to our audit of the financial statements in Tanzania and we have fulfilled our other ethical responsibilities in accordance with these requirements. We believe that the audit evidence we have obtained is sufficient and appropriate to provide a basis for our opinion.

Responsibilities of Directors and Those charged with Governance for the Financial Statements

The Directors are responsible for the preparation and fair presentation of these financial statements in accordance with International Financial Reporting Standards (IFRSs) and the Company's Act Cap 212, and for such internal control as Directors determine is necessary to enable the preparation of financial statements that are free from material misstatement, whether due to fraud or error.

In preparing the financial statements, Directors are responsible for assessing the company's ability to continue as a going concern, disclosing, as applicable, matters related to going concern and using the going concern basis of accounting unless Directors either intend to liquidate the company or to cease operations, or has no realistic alternative but to do so.

Those charged with governance are responsible for overseeing the company's financial reporting process.

Key Audit Matters

We have determined that there are no key audit matters to communicate in our audit report.

Auditor's responsibility for the Audit of the Financial Statements

Our objectives are to obtain reasonable assurance about whether the financial statements as a whole are free from material misstatement, whether due to fraud or error, and to issue an auditor's report that includes our opinion. Reasonable assurance is a high level of assurance, but is not a guarantee that an audit conducted in accordance with ISAs will always detect material misstatements when it exists. Misstatements can arise from fraud or error and are considered material if, individually or in aggregate, they could reasonably be expected to influence the economic decisions of users taken on the basis of these financial statements.

A further description of the auditor's responsibilities for the audit of the financial is given in the Appendix to independent Auditors report. This description forms part of our auditor's report.


Report on Other Legal and Regulatory Requirements


This report, including, the opinion, has been prepared for, and only for, the company's members as a body in accordance with Tanzanian Companies Act and for no other purpose.

As required by the Companies Act 2002 we report to you, based on our audit, that

1. We have obtained all the information and explanations which to the best of our knowledge and belief were necessary for the purpose of the audit.
2. In our opinion proper books of account have been kept by the company, so far as appears from our examination of those books; and
3. The company's statement of financial position and statement of comprehensive income are in agreement with the books of account.

Signed by: Daniel R. Majalla-ACPA 3157


Engagement Partner
Dar Es Salaam, Tanzania
Date 27/06/2024



C-SEMA

STATEMENT OF REVENUE AND EXPENDITURE
FOR THE YEAR ENDED 31 DECEMBER 2023

	Note	2023 TZS	2022 TZS
Revenue			
Revenue from Non-Exchange - Transaction	3	1,599,520,747	1,648,397,667
Other Income		99,051,288	31,774,349
Total		<u>1,698,572,035</u>	<u>1,680,172,016</u>
Expenditure			
General & Administration	4	1,907,440,676	1,416,438,665
Finance Expenses	5	9,586,341	8,393,226
Audit Fees		3,715,000	3,715,000
Depreciation Expenses	2	42,094,976	39,299,598
Total		<u>1,962,836,993</u>	<u>1,467,846,489</u>
Surplus/(Deficit)		(264,264,958)	212,325,527
Taxation		-	-
Profit after tax		(264,264,958)	212,325,527
Accumulated Funds b/d		(22,045,658)	(240,728,947)
Previous year adjustment		-	6,357,762
Accumulated Funds c/d		<u>(286,310,616)</u>	<u>(22,045,658)</u>

Director:



CEO:



Date:

28.06.2024

Date:

28-06-2024

STATEMENT OF FINANCIAL POSITION
AT 31 DECEMBER 2023

	Note	2023 TZS	2022 TZS
ASSETS			
Non -Current			
Property, Plant, and Equipment	2	120,328,107	141,182,711
Current Assets			
Receivables	7	36,112,150	207,190,056
Cash and Bank	9	<u>33,251,591</u>	<u>171,900,665</u>
Total current assets		69,363,741	379,090,721
TOTAL ASSETS		<u>189,691,848</u>	<u>520,273,432</u>
FUNDS & RESERVES			
General Fund		394,000,645	394,000,645
Capital Grant		12,830,500	12,830,500
Accumulated Funds		<u>(286,310,616)</u>	<u>(22,045,658)</u>
TOTAL FUNDS AND LIABILITIES		<u>120,520,529</u>	<u>384,785,487</u>
LIABILITIES			
Creditors and Accruals	6	18,139,655	2,175,200
Provision for Audit fees		3,715,000	3,715,000
Deferred Grants	8	<u>47,316,664</u>	<u>129,597,745</u>
		<u>69,171,319</u>	<u>135,487,945</u>
TOTAL FUNDS & RESERVES AND LIABILITY		<u>189,691,848</u>	<u>520,273,432</u>


Director:



Date:

28. 06. 2024

CEO:



Date:

28-06-2024

STATEMENT OF CASH FLOW
FOR THE YEAR ENDED 31 DECEMBER 2023

	2023 TZS	2022 TZS
Cash Flow from Operations		
Surplus/Deficit for the year	(264,264,958)	212,325,527
Adjustment for Non-Cash Items		
Depreciation	42,094,976	39,299,598
Adjustment	-	106,208,669
Cash Flow before working capital changes	(222,169,982)	357,833,794
Decrease/(Increase) in Receivable	164,677,906	(141,862,481)
Decrease/(Increase) in Accruals	15,964,455	(28,160,126)
Decrease/(Increase) in Deferred Grant	(75,881,081)	
Net Changes in Working Capital	104,761,280	(170,022,607)
Net Cash Flow from Operations	(117,408,702)	187,811,187
Cash Flow from Investing Activities		
Acquisition of Fixed Assets	(21,240,372)	(47,656,360)
Gain sales of share		
Net Cash Flow from Investing Activities	(21,240,372)	(47,656,360)
Cash Flow from Financing Activities		
Proceeds from Grant		
Deferred Income		
Net Cash Flow from Financing activities		
Increase/(Decrease) in Cash & Cash Equivalent	(138,649,074)	140,154,827
Cash & Cash Equivalent at the beginning of the Year	171,900,665	31,745,838
Cash & Cash Equivalent at the End of Year	<u>33,251,591</u>	<u>171,900,665</u>

Director:

.....

Date:

.....28.06.2024

CEO:

.....

Date:

.....28-06-2024

**NOTES TO THE FINANCIAL STATEMENTS
FOR THE YEAR ENDED 31 DECEMBER 2023**

1. GENERAL INFORMATION

C-Sema is an organisation registered in Tanzania. The addresses of its registered office and principal place of business are; 17 Ocean Road, Sea View- Upanga, P.O Box 110132 University Hill, Dar es Salaam Tanzania. The principal activities of the company are described in the Principal Activities' section of this report.

2. SIGNIFICANT ACCOUNTING POLICIES

2.1 Statement of compliance

The Financial statements have been prepared in accordance with and comply with International Financial reporting Standards (IFRS).

2.2 Basis of preparation

The financial statements have been prepared on the historical cost basis of accounting. Historical cost is generally based on the fair value of the consideration given in exchange for assets.

The Financial Statements are presented in Tanzanian shillings (TZS).

The principal accounting policies adopted in the preparation of these financial statements are set out below:

2.3 Revenue recognition

Revenue Grant is represented by proceeds of contract grant received from Investing Children and Society (ICS) which is the donor organization.

2.4 Foreign currencies

Assets and liabilities expressed in foreign currencies are translated into Tanzanian shillings at the rate of exchange prevailing at the reporting date. Transactions during the year are translated at the rates prevailing at the date of the transaction. Gains and losses on exchange are dealt with in the excess or deficit.

2.5 Leases

Rental payable under operating leases is charged to the statement of comprehensive incomes on a straight line basis over the term of the relevant leases.

2.6 Cash and cash equivalents

Cash and cash equivalents comprise cash in hand and cash balances, deposit held at call with banks and bank overdrafts

2.7 Property, plant and equipment.

Other fixed assets, furniture and fittings, computer and office equipment and motor vehicles are stated at historical costs less accumulated depreciation and impairment. The organisation had no own Property and Equipments only were rented in kind from the directors.

Depreciation is recognized so as to write off the costs less the assets residual value using the straight line method. The estimated useful lives, residual value and depreciation

NOTES TO THE FINANCIAL STATEMENTS CONTINUED

methods are reviewed each year and the effect of any changes in estimates accounted for on a prospective basis.

The gains or loss arising on the disposal or retirement of an item of the property, plant and Equipment is determined as the difference between the sales proceeds including insurance recovery and the carrying amount of the assets and is recognized in excess or deficit.

2.8 Financial Instruments

2.8.1 Financial assets

All financial assets are recognized and derecognized on trade date when the organization becomes part to the contractual provisions of the instrument and are initially measured at fair value plus transaction costs.

2.8.1.2 Grant/Fund receivables

Grant receivables have fixed or determinable payments that are not quoted in an active market.

2.8.1.3 Impairment of financial assets.

Financial assets, other than those at FVTPL, are assessed for indicators of impairment at the end of each reporting period. Financial assets are considered to be impaired when there is objective evidence that, as a result of one or more events that occurred after the initial recognition of the financial asset, the estimated future cash flows of the investment have been affected.

Grants/Fund receivables are assessed for impairment on a collective basis. Objective evidence of impairment for a portfolio of receivables could include the organization's past experience of collecting payments, an increase in the number of delayed payments in the portfolio past the average period of 30 days, as well observable changes in national or local economic conditions that correlate with default on receivables.

The carrying amount of the grant/Fund receivables is reduced through the use of an allowance account. When a receivable is considered uncollectible, it is written off against the allowance account. Subsequent recoveries of amounts previously written off are credited against the allowance account. Changes in the carrying amount of the allowance account are recognized in excess or deficit.

2.9 Financial liabilities

Debt and equity instruments are classified as either financial liabilities or equity in accordance with the substance of contractual arrangement.

Financial liabilities including borrowing are initially measured at fair value net of transaction costs and are subsequently measured at amortized costs using the effective interest method, with interest expenses recognized on an effective yield basis.

2.9.1 Bank borrowing

Interest bearing bank loans and overdrafts are recorded at the amount received, net of direct issued costs. Finance charges including premium payable on settlement or redemption are accounted for on accrual basis.

NOTES TO THE FINANCIAL STATEMENTS FOR THE YEAR ENDED 31 DECEMBER 2017 (CONTINUED)

2.11 Retirement

benefit

obligation

The organization did not make statutory contributions to the National Social Security Fund (NSSF) as it did not have personnel qualifying and eligible for NSSF. Normally the organization's obligation in respect of these contributions is 10% of the employees' gross emoluments. The organization's contribution is charged to the statement of revenue and expenditure in the period to which it relates.

2.12 Comparatives

Financial statements have been prepared with comparative figures.

3 CRITICAL ACCOUNTING JUDGEMENTS AND KEY SOURCES OF UNCERTAINTY

The preparation of financial statements in conformity with International Financial Reporting Standards requires the use of certain critical accounting estimates. It also requires management to exercise its judgment in the process of applying the organization's accounting policies. The areas involving a higher degree of judgment or complexity, or areas where assumptions and estimates are significant to the financial statements are disclosed below. These estimates are based on management's best knowledge of current events and actions they may undertake in the future but the actual results may ultimately differ from those estimates.

The estimates and underlying assumptions are regularly reviewed and revisions to accounting estimates are recognized in the period in which the estimate is revised if the revision affects only that period or in the period of the revision and future periods.

The areas of critical judgments and key sources of estimation uncertainty are as set out below:

Property, plant and equipment

Management reviews the useful lives and residual values of the items of property, plant and equipment on a regular basis. Csema had no own Property, and Equipment in use during the year. The Property and Equipments used such as Office, furniture, computers and other office equipments were rented in kind from the Directors

Depreciation

Depreciation is calculated to write off the cost of equipment, in equal annual instalments over their estimated useful lives using the straight line method. No depreciation charged during the year as there were no owned fixed assets.

4.FINANCIAL RISK MANAGEMENT POLICIES

The organisation's financial risk management objectives and policies are detailed below:

NOTES TO THE FINANCIAL STATEMENTS
FOR THE YEAR ENDED 31 DECEMBER 2017 (CONTINUED)

to minimise the potential adverse effect of such risks on its performance by setting acceptable levels of risk.

4.1 Foreign exchange risk

The organization is exposed to foreign exchange risk arising from various currency exposures, primarily with respect to the Euro since it receives grants in Euro currency.

The organization's expenses are principally incurred in Tanzanian Shillings (TZS). The organization does not enter into a large number of formal hedging transactions in respect of these transactions. Volatility in the exchange rate of Euro against TZS would make the organization's costs and results less predictable than when exchange rates are more stable.

2. PROPERTY, PLANTS AND EQUIPMENTS MOVEMENT FOR THE YEAR ENDED 31ST DECEMBER, 2023

Particulars	Office Equipment	Computer	Furniture & Fittings	LEASEHOLD	Total
	TSH	TSHS	TSHS	TSHS	TSHS
At the beginning of the Period	239,748,292	132,879,310	18,440,297	3,984,000	395,051,899
Addition During the Year	6,537,369	4,182,800	10,520,203		21,240,372
At the end of the Period					
Cost/Valuation As 31.12.2023	<u>246,285,661</u>	<u>137,062,110</u>	<u>28,960,500</u>	<u>3,984,000</u>	<u>416,292,271</u>
AT THE BEGINNING OF THE PERIOD	123,439,706	114,085,803	12,360,680	3,983,000	253,869,189
Additions During the Year	30,785,708	6,894,585	4,414,683	-	42,094,976
Accumulated Depreciation As At 31.12.2023	154,225,414	120,980,388	16,775,363	3,983,000	295,964,165
NET BOOK VALUE AS AT 31.12.2023	<u>92,060,248</u>	<u>16,081,722</u>	<u>12,185,137</u>	<u>1,000</u>	<u>120,328,107</u>
NET BOOK VALUE AS AT 31.12.2022	<u>116,308,587</u>	<u>18,793,507</u>	<u>6,079,617</u>	<u>1,000</u>	<u>141,182,711</u>

3 Revenue

	2023	2022
	TZS	TZS
Donation from SWISS -ELCT	148,380,752	13,095,479
Donation from UNFPA	683,549,842	936,318,512
Donation from BRAC Maendeleo	62,554,098	84,124,892
Donation from BRIS	38,408,007	85,953,935
Donation from OAK Foundation	164,814,127	-
Donation from SEGAL Family Foundation	306,101,071	138,164,284
Donation from UNICEF	176,820,000	165,801,188
Donation from SOS	6,650,000	-
Donation from IIDC	1,820,000	-
Services	10,422,850	-
ECPAT		13,207,269
Pathfinder International		179,761,372
TAWIDO		3,200,000
We Project		5,147,541
European Union		23,623,195
Total	1,599,520,747	1,648,397,667

OTHER INCOME

Released deferred Grant/ Income	99,051,288	31,745,838
Other revenue	30,384	
Exchange gains	205	
Sub total	99,081,877	31,774,349
Total Income	<u>1,698,602,624</u>	<u>1,680,172,016</u>

4 Administrative & General

	2023	2022
	TZS	TZS
Salaries & Wages	68,000,000	59,800,000
NSSF	6,800,000	5,980,000
Medical Insurance	4,914,000	5,292,000
SDL	2,205,000	1,475,000
WCF	-	
Board meeting expenses	1,250,000	1,280,000
Consultation fees	997,500	
Depreciation Leasehold Improvement	498,000	
Depreciation computers	45,641,683	
Depreciation Furniture & Fittings	4,414,683	
Depreciation Office Equipment	30,785,708	
Transport-Local	7,284,101	2,511,500

Drinking water		
Dues & Subscriptions	1,963,500	2,564,000
General Publicity	466,400	
Groceries	183,648,205	201,196,390
Insurance General	2,274,650	1,865,550
Internet charges	3,388,219	
Office cleaning	9,109,594	10,953,890
Meals & Entertainment	2,381,500	1,840,750
Office expenses	5,394,500	
Office rent	179,607,481	90,213,043
Penalty & Interest	143,600,903	78,915,004
Referral / Voucher	7,111,400	
Repairs & Maintenance	464,500	
Staff Breakfast	10,415,839	1,265,000
Stationery & Printing	3,543,800	2,568,900
Telephone & Postage Charges	41,052,800	201,000
Training	47,200	800,000
Travel & Accommodation	16,236,000	22,060,000
Volunteer Travel reimbursement	214,303,205	121,594,476
Workshop & Seminars	219,106,585	
Miscellaneous expenses	667,389,888	741,666,816
Special Audit		58,796
Volunteer Allowances -Focal Persons	7,880,034	62,336,550
Refund to Bris	2,069,122	
Software expenses	516,076	
Total	1,907,440,676	1,416,438,665

5 Finance expenses	2023	2022
	TZS	TZS
Bank charges	<u>9,586,341</u>	<u>8,393,226</u>
Total		

6 Creditors & Accruals	2023	2022
	TZS	TZS
Audit Fees	3,715,000	3,715,000
Other Staff Salaries Payable	4,235,455	
NFFS	1,210,000	1,760,000
PAYE	(200)	175,200
Umoja Account	30,000	30,000
SDL	1,382,400	210,000
Salary	7,567,000	

TOTAL

18,139,6555,890,200

7 Debtors

	2023	2022
	TZS	TZS
Prepaid Rent		
Suspense account	23,112,150	26,685,150
Staff Loans		30,466,065
Staff Advance		142,263,841
Elimika Weekend Limited	6,400,000	775,000
Total	7,000,000	7,000,000
	<u>36,112,150</u>	<u>207,190,056</u>

8 Deferred Grant /Income

	2023	2022
	TZS	TZS
BRAC Maendeleo		
BRIS		29,138,450
European Union		13,408,007
Pathfinder	42,510,122	5,000,000
Segal Family Foundation		7,000,000
UNICEF	4,806,542	87,051,288
		31,050,000
	<u>47,316,664</u>	<u>172,647,745</u>

9 CASH

	2023	2022
	TZS	TZS
Standard Chartered Bank-Forex	23,600,723	92,051,288
Azania Bank	5,835,217	13,405,007
Standard Chartered Bank-Tsh	3,702,702	66,444,369
Petty Cash	112,949	
Total	<u>33,251,591</u>	<u>171,900,664</u>